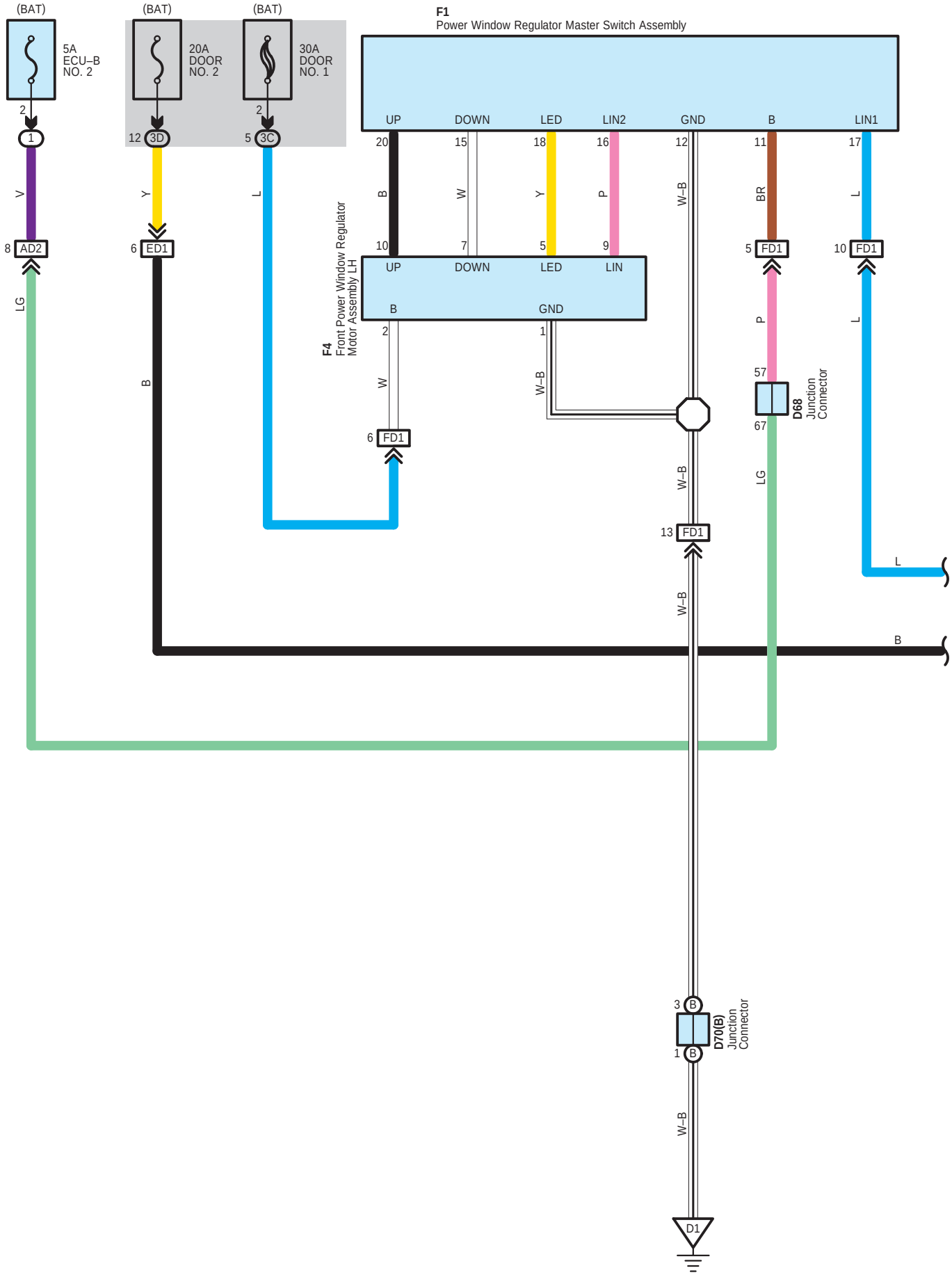
(BAT)
5A
ECU–B
NO. 2
(BAT)
20A
DOOR
NO. 2
(BAT)
30A
DOOR
NO. 1
F1
Power Window Regulator Master Switch Assembly
UP
DOWN
LED
LIN2
GND
B
LIN1
F4
Front Power Window Regulator
Motor Assembly LH
UP
DOWN
LED
LIN
B
GND
AD2
ED1
FD1
FD1
FD1
FD1
D68
Junction
Connector
D70(B)
Junction
Connector
D1
V
Y
L
LG
B
W
Y
P
W–B
BR
L
P
L
LG
W–B
W–B
W–B
W–B
B
L

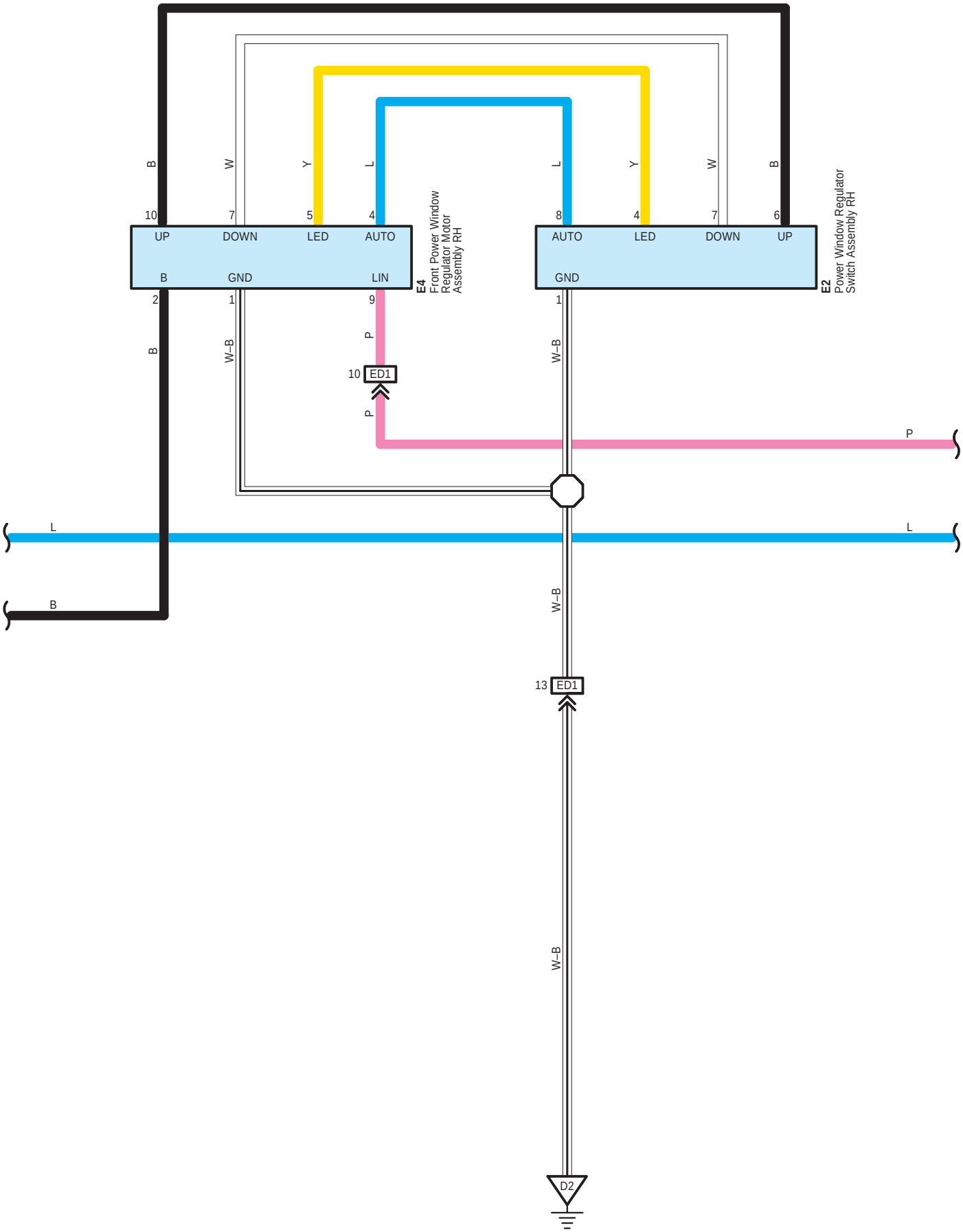
B
W
Y
L
L
Y
W
B
10
7
5
4
8
4
7
6
UP
DOWN
LED
AUTO
AUTO
LED
DOWN
UP
B
GND
LIN
GND
E4
Front Power Window Regulator Motor Assembly RH
E2
Power Window Regulator Switch Assembly RH
2
1
9
1
B
W–B
P
W–B
10
ED1
P
P
L
L
B
W–B
13
ED1
W–B
D2

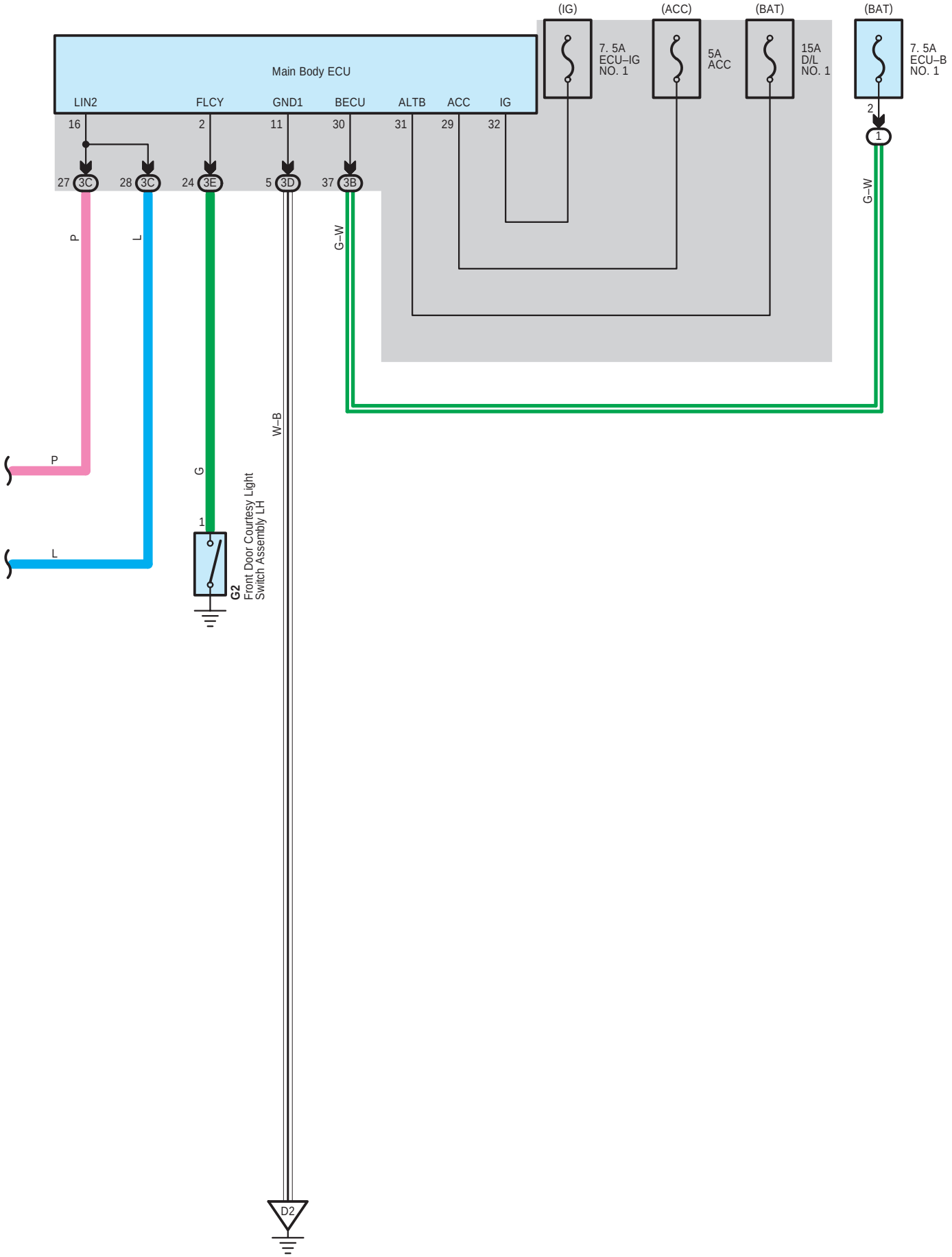
(IG)
(ACC)
(BAT)
(BAT)
7. 5A
ECU–IG
NO. 1
5A
ACC
15A
D/L
NO. 1
7. 5A
ECU–B
NO. 1
Main Body ECU
LIN2
FLCY
GND1
BECU
ALTB
ACC
IG
16
2
11
30
31
29
32
27 3C
28 3C
24 3E
5 3D
37 3B
2
1
G–W
P
L
G–W
W–B
P
G
1
L
G2
Front Door Courtesy Light
Switch Assembly LH
D2

D 68
White

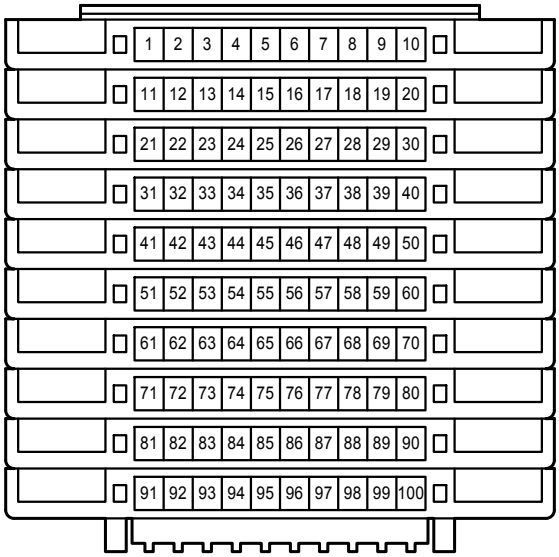

D 70
White

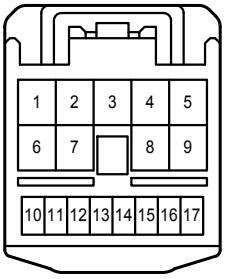

E 2
White



E 4
White

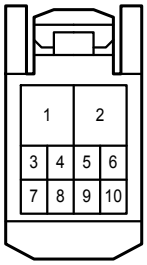

F 1
White

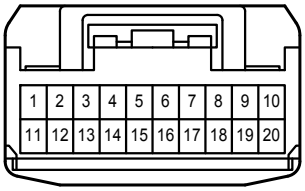

F 4
White

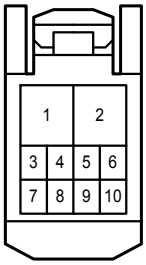

G 2
Black

3B
White

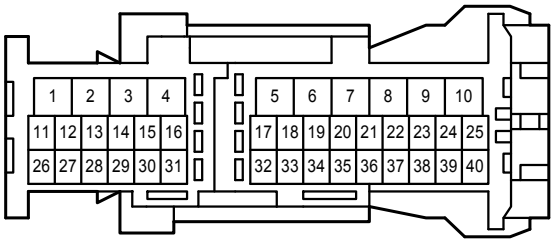

3C
White

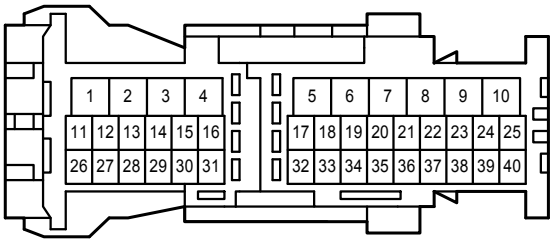

3D
White

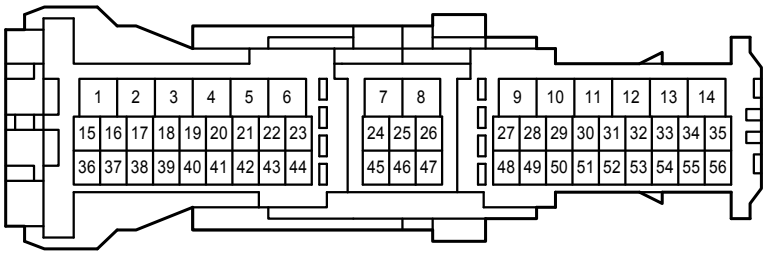

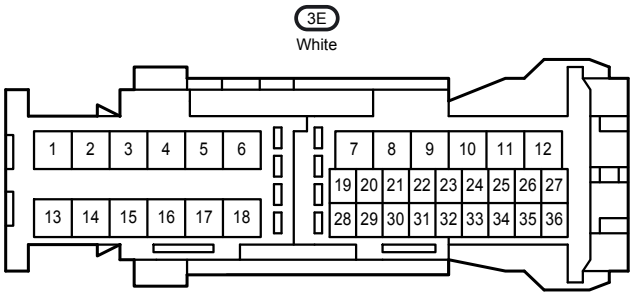
3E
White
1 2 3 4 5 6
7 8 9 10 11 12
13 14 15 16 17 18
19 20 21 22 23 24 25 26 27
28 29 30 31 32 33 34 35 36

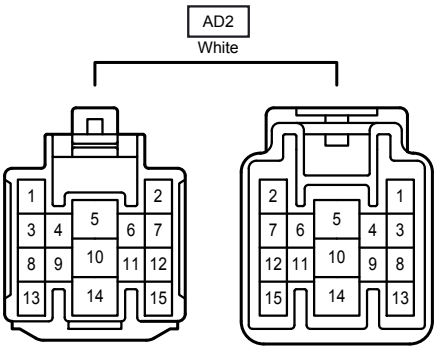
AD2
White
1 2 3 4 5 6 7 8 9 10 11 12 13 14 15
2 1 7 6 5 4 3 12 11 10 9 8 15 14 13

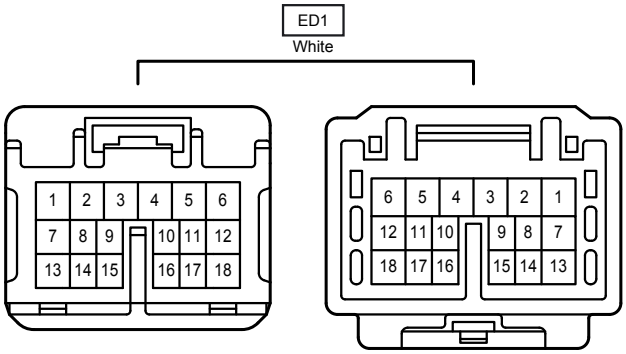
ED1
White
1 2 3 4 5 6 7 8 9 10 11 12 13 14 15 16 17 18
6 5 4 3 2 1 12 11 10 9 8 7 18 17 16 15 14 13

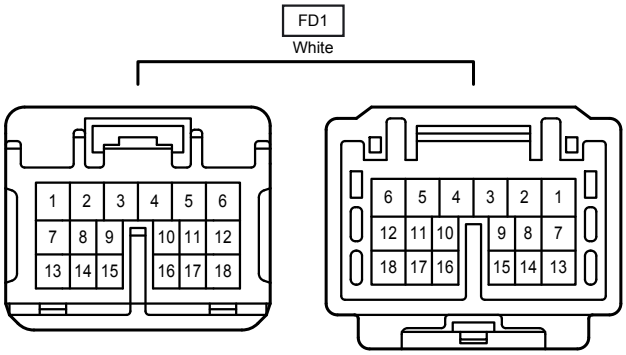
FD1
White
1 2 3 4 5 6 7 8 9 10 11 12 13 14 15 16 17 18
6 5 4 3 2 1 12 11 10 9 8 7 18 17 16 15 14 13